

ISUZU

m21 Bleu

Euro 6d-temp



m21 Bleu

Euro 6d- temp

INDEX

VERSATILITY	04-05	ERGONOMIC SEATS	17
TOP ACCESSIBILITY	06	ADVANTAGES ISUZU	18
NARROW SPACES	07	ACTIVE SAFETY	19-20
ON THE ROAD WITH ISUZU	08-09	PASSIVE SAFETY	21
ENGINE EURO 6d-temp	10-11	HEAVY VERSION	22
RESPECT OF THE ENVIRONMENT	12-13	VERSIONS	23
DPD REGENERATION	14		
INSIDE THE CAB	15		

ISUZU

VERSATILITY

Choosing Isuzu means choosing the versatility of a vehicle that is not afraid of working hard. Suitable for every application; now a complete range of 3.5 tons models is available for every need. From models with rear simple or double tires, manual, standard final drive or reinforced axle; whatever you need don't worry ...

The suitable version for you already exist!



TOP ACCESSIBILITY

Thought to simplify as much as possible the access of the operators, the cab has a list of details studied and optimized during the time thanks to the very long experience of Isuzu:

- the big vertical handles outside allow to open the doors even with thick working gloves;
- the 90° opening of doors and the aiding handles on the A-Pillars allow an easy access into the cab without any difficulty;
- the mounting step is hidden in the body, so protected against the dirty.





NARROW SPACES

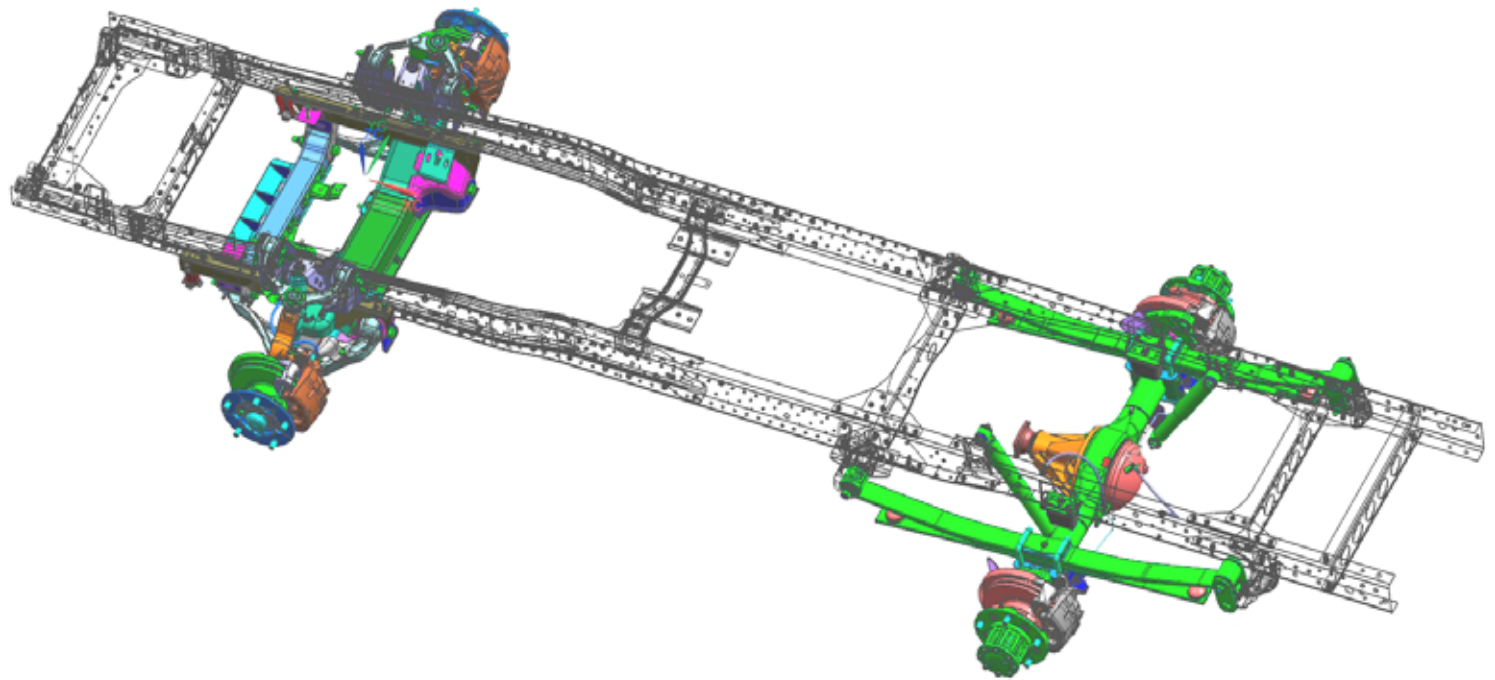


The tight spaces of the city do not scare the M21: with its over-engine type cab (width 1,815 mm) and his remarkable steering angle, the turning diameter remains one of the lowest of the market; only 9.2m* for the model with 2500mm wheelbase.

*Curb-to-curb turning diameter

The ISUZU logo is displayed in a bold, red, sans-serif font. It is positioned in the bottom left corner of the page, above a solid blue horizontal bar that spans the entire width of the page.

ON THE ROAD WITH ISUZU

The world of short-medium range distribution is its natural habitat: to the comfort given by the independent suspension and the sprung driver's seat are added the reduced consumptions which will allow you to save considerably on the running costs; moreover the reliability of the famous Japanese Isuzu engine has been further improved. The induction hardening of the cylinder block bore allows a lifetime of the engine that is unique.



ENGINE EURO 6d-temp

The new Euro 6d-temp RZ4E-TC engine, equipped in all M21 lineup models, adopts a new and innovative system lineup models, adopts a new and innovative system for exhaust gas after-treatment.

It combines the DPD, introduced in ISUZU N-Series since 2007, with a new catalytic converter (LNT: Lean NOx trap) which reduces nitrogen oxides emissions. With the redesign of a completely new and innovative engine, the Japanese builder makes a big step forward to the future.

Good news are not over: no standard maintenance is required on exhaust gas treatment system! The new 1,9l engine (RZ4E-TC)

combines innovative items with ISUZU traditional heritage. The new Hydraulic Valve Lash Adjustment (HVLA) is adopted, and the new Variable Geometry System (VGS) turbocharger gains in performance and reliability.

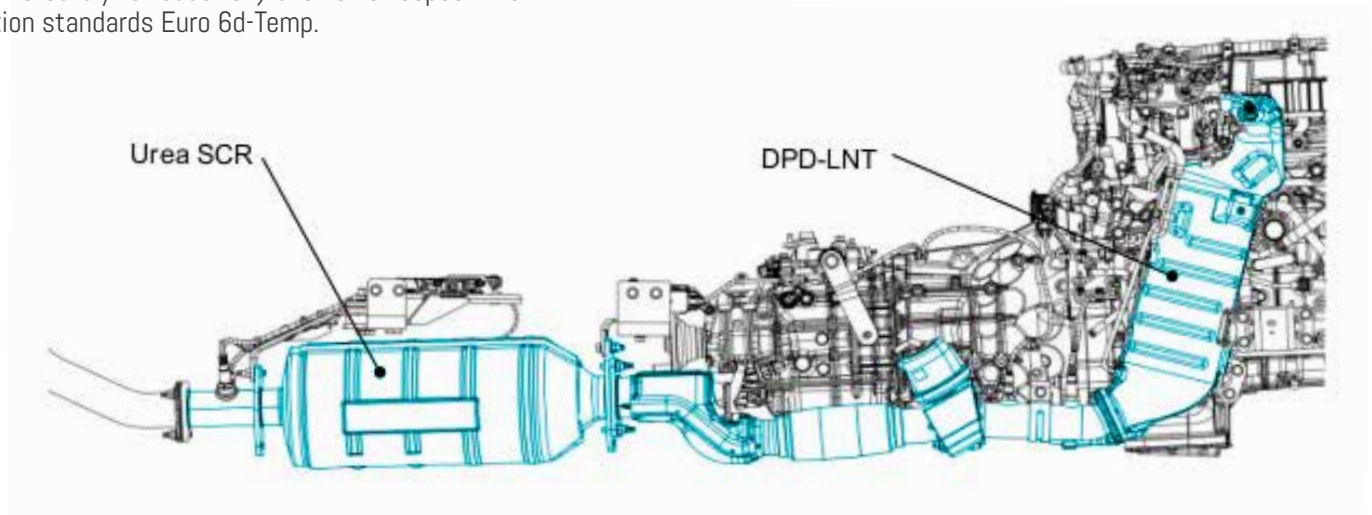
Strong points: the chain driven timing system, revised to increase the reliability, and the specific induction hardening system on cylinder block bores allow the latest ISUZU engine to be considered as brand new even after hundred thousands of kilometers.

ISUZU



RESPECT OF THE ENVIRONMENT


ISUZU M21 vehicles are equipped with all cutting-edge systems which allow to reduce the polluting emissions present in the exhaust gases (particulates and nitrogen oxides) which are polluting for the environment and harmful to humans. The combined adoption DPD (particulate filter), LNT (NOx trap) systems and SCR (selective catalytic reduction) allows to respect the strict anti-pollution standards Euro 6d-Temp.





ISUZU

AUTOMATIC DPD REGENERATION




The regeneration of DPD filter starts and completes itself automatically, during the drive of the vehicle. During the regeneration, the DPD light (green) stays on.

MANUAL DPD REGENERATION



If particular driving conditions are met (short distance driving, lot of time at idle speed), the DPD light (amber) will blink, asking you to perform a manual regeneration of DPD. Stop the vehicle in a safe place, parking brake operated and gearshift lever in N position, then push DPD switch on the dashboard. During the regeneration, the DPD light (amber) stays on.

Used in conjunction with DPD and LNT, SCR technology (Selective Catalytic Reduction) uses AdBlue® to break down emissions of nitrogen oxides. The system adjusts automatically the amount of AdBlue® that must be injected, so that AdBlue® consumption is less than 2% of fuel consumption. All system components are kept at temperature from the engine coolant and when the vehicle is turned off, all AdBlue® is collected inside the tank. The SCR system works completely automatically, it is only necessary to refuel the vehicle with AdBlue® when the system requires it, without any intervention required by the driver. The vehicles with SCR are more efficient and require minimum ordinary maintenance.



INSIDE THE CAB

All characteristic Isuzu elements can be found also inside the cab; each detail is designed to last over time. A welcome new feature: a 2 DIN radio with integrated GPS can be optionally installed in order to accompany you on long journeys and to always keep you on the right route.

The new instrument panel integrates an on-board computer, in which a lot of information are displayed (fuel consumption, battery voltage, the calendar, the time, etc.). On the on-board computer you can find also the remaining distance before the next programmed maintenance and the AdBlue® level.





ERGONOMIC SEATS

All M21 models (except Ground A.P. + Single Ground A.P.) are equipped with driver suspended seat in order to make the travel experience inside the cab even more comfortable. The regulation of the seat can be set according the driver's weight (up to 130 kg) by rotating the regulation knob.



ADVANTAGES ISUZU



KNEE PROTECTION

The structure is designed to protect the knees of the front passenger from the injury.



CHASSIS AND CAB

Cab and chassis guarantee maximum passenger protection.



DOOR OPENING 90° AND MOUNTING STEP

Standard on all M21 lineup.

- SRS airbag will not be activated unless the force of a frontal impact reaches a specified value, or if it is a side impact, rear impact, vehicle roll-over and collision after activation.
- SRS airbag is design to supplement safety belts and it does not provide the same protection, unless the driver or a front passenger is strapped with a seat belt.

ACTIVE SAFETY



MAXIMUM GUARANTEED VISIBILITY

- Multireflector halogen spotlight
- Daytime lights, turned on when all other lights are off
- Front and rear fog lamp as standard




DISC BRAKES: FRONT AND REAR

Powerful and reliable braking thanks to auto-ventilating brake disc with a diameter up to 293 mm and a thickness up to 40 mm. Disc shape is optimized to facilitate the dissipation of heat.



BRAKING SYSTEM WITH ABS AND EBD

ABS system prevents the wheels from locking during braking; EBD (Electronic Brake Distribution) modulates braking force according to the load, while also preventing the wheels from locking in the case of gravel or slippery terrains.



ELECTRONIC STABILITY CONTROL ESC

Standard for all models. ESC System (Electronic Stability loss of vehicle control, in understeer, oversteer or the rollover.



ASR TRACTION CONTROL SYSTEM

Standard on all models, ASR (Anti-Slip Regulation) prevents slippage of the drive wheels in the case of starting off on surfaces with poor adhesiveness. ASR uses the ABS system to brake the wheel, which rotates idle while preventing the risk of vehicle blocking on surfaces with poor adhesiveness such as mud, snow or ice. The ASR system is the electronic equivalent of a self-locking differential.



PAB

Greater safety even during braking with the new PAB system (Power Assist Brake). In case of an abnormal behavior of the braking system, the electronically controlled booster pump integrated in the ABS control unit ensures an increase in pressure in the brake system providing maximum stopping power.

- Although the ABS and ESC systems help the driver and increase safety, they cannot compensate for any irresponsible driving.

PASSIVE SAFETY



SRS DRIVER'S AIRBAG

Standard on all M21 lineup. It is activated after a frontal collision to protect the driver.



SRS PASSENGER'S AIRBAG

Standard for M21 ACTIVE.



SEAT BELTS WITH PRE-LOADING DEVICES

In the event of a frontal collision of a certain force, the belt tensioning system immediately shortens its length, holding the occupant firmly in the seat.



HEAVY VERSION

If you need to conciliate the agility and manoeuvrability of the standard cab with the inclination to hard work in severe conditions (ex. frequent Start/Stop with full load), Isuzu have built the perfect model: M21 HEAVY (single and dual rear tyres), with his reinforced

version of the rear differential, is the ideal tool that will accomplish every task you will ask for, reflecting the ideals of robustness and reliability as only the Japanese constructor can do.

M21 Bleu
Euro 6d temp

VERSIONS

- M21 Single Heavy
- M21 Single
- M21 Ground
- M21 Heavy
- M21 Active

ISUZU

service in more than
120 countries
in the world, isuzu
always at your disposal







ISUZU

ISUZU

Informations:

ISUZU MOTORS LIMITED

www.isuzu.it

www.isuzu.fr

www.isuzu.ch

www.isuzu.es

www.isuzuromania.com.ro

www.isuzutrucks.cz

www.isuzutrucks.sk


www.isuzutrucks.pl

www.isuzutrucks.hu

www.isuzu.si


m21 Bleu

Euro 6d-temp



ISUZU reserves the right to change specifications and equipment without prior notice. Details of special versions and special equipment mentioned above or displayed in this prospectus are subject to change depending on local provisions and regulatory requirements. Please, contact your Isuzu dealer in your town for information and ask for more detailed information on any possible necessary change.

Note: Actual vehicle colors may vary slightly from the colors in photographs printed in this catalogue.

Midi Europe recommends:  Shell Lubricants