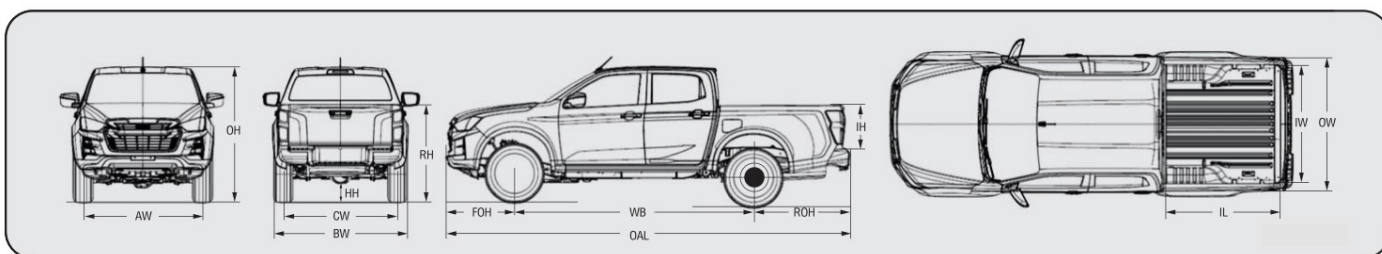


N 60 BB



REV. 2 - APRIL 2023

WHITE	GRAY	GRAY		BLUE	SILVER		ORANGE



Dimensions in mm

OAL	WB	FOH	ROH	OW	IL	IW	IH	AW	BW	CW	OH	HH	RH
5.270	3.125	895	1.250	1.870	1.495*	1.530	490	1.570	1.835	1.570	1.790	240	1.340

* at floor of bed 1.571

Engine

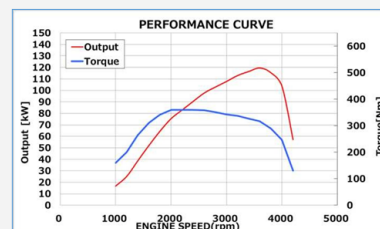
Euro 6d



*Image for reference only

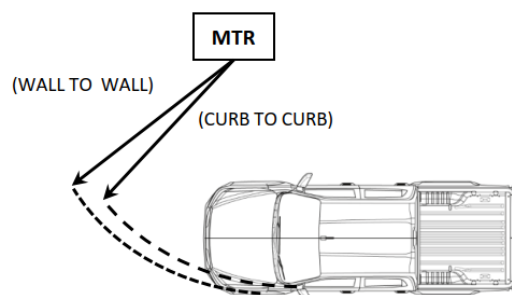
Power Max	120 kW (164hp) /3600 rpm
Torque Max	360 Nm /2000-2500 rpm
Bore x Stroke	80 x 94.4 mm
Displacement	1,898 cm ³
Compression ratio	15.9 : 1
Injection pressure	2500 bar
After-treatment devices	LNT/DPD + SCR
Diesel tank B7	76 ℓ
Adblue tank	14.5 ℓ
Generator	12V - 120A

4 cyl. in line with double overhead camshaft and 16v, timing chain and electronic common rail injection. Turbocharger with electric actuated variable geometry system, water-cooled intercooler and double EGR circuit with EGR coolers.



WLTP	M/T	A/T
Fuel consumption Combined Cycle ℓ/100 km	8,4	9,2
CO2 emission Combined Cycle g/km	220	240

Turning diameter (m)	
WALL TO WALL	CURB TO CURB
13.0	12.5



ISUZU reserves the right to change specification and equipment without notice. Details of specifications and equipment mentioned or shown in this brochure are also subject to change to meet government requirements and product development. Accessories and equipment shown in this brochure have been used for illustrative purpose only. Photos may included accessories. Please inquire at your local ISUZU distributor or dealer for more complete details on available models and their specification. Note: The colour in the photos included into this brochure, could be different from the original vehicle colour.

WEIGHTS

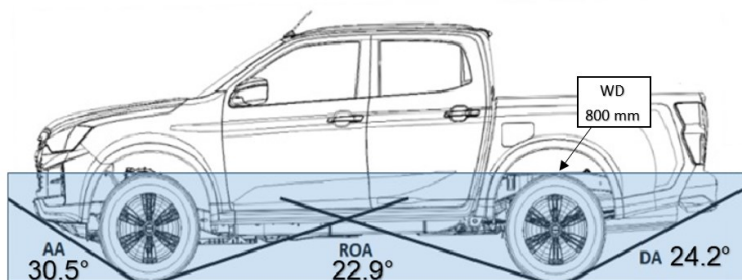
	GVW	GTW	GCW	Curb weight (in running order)
M/T	3.100	3.500	6.000	2.055
A/T	3.100	3.500	6.000	2.085

WHEELS AND TIRES

TIRES	265/60R18
WHEELS	18"x7.5J Alloy (SILVER)
SPARE WHEEL	Steel

OFF ROAD

Under body protections
4X4 Part Time with Shift on the Fly
Rear axle differential lock



GEARBOX	1ST	2ND	3RD	4TH	5TH	6TH	R
M/T MVL-6S	4,942	2,452	1,428	1,000	0,749	0,634	4,597
A/T AWR6B45-II	3,600	2,090	1,488	1,000	0,687	0,580	3,732

Final Drive Ratio 4.300 (43/10), with Low Range reduction (4L) 2.482 : 1

FRONT SUSPENSIONS	Independents with double wishbone and coil springs	FRONT BRAKES	Ventilated Discs
REAR SUSPENSIONS	Leaf springs	REAR BRAKES	Drums

STANDARD EQUIPMENT

Start&Stop	Rear window defogger	Automatic headlight with automatic high beam
Cruise Control	Front heated seats	
Steering wheel controls	Driver's seat 6 power adjustments	Front and Rear fog lamp
Adjustable speed limiter (30 - 160km/h)	Driver's seat lumbar adjustment	Manual Air Conditioning
Hill Start Aid and Descent Control (HSA-HDC)	Height and Depth Steering wheel adjustment	Front doors speaker
Multi Collision Brake	Remote Keyless Entry	Rear doors speaker
Power and heated rearview mirrors	Rear bumper integrated into the body	E-call (Emergency call)
Power fold rearview mirrors	A-Pillar and B-Pillar Assist Grip	8 Airbags
Windscreen wipers with rain sensor	Tailgate handle with Key	Passenger Airbag cut-off switch

Pre-crash Active Safety

Warning, Decelerating* and Braking to avoid collisions—
FCW-AEB-MAM*
Blind Spot Monitoring-BSM
Emergency Stop Signal-ESS

Athermic windshield

With IR cut, UVA and UVB filtering

Parking Aids

4 Sensors;
Rear Cross Traffic Alert—RCTA

Line Support System

Active and Passive support
(LKAS*-LDWS-LDP-EPS)

*Only for Automatic Gearbox

Midi Europe recommends: Shell Lubricants

ISUZU Entertainment

1 DIN Radio, AUX, USB,
Bluetooth, DAB

Speed Assistance System

Adaptive Cruise Control— ACC*
Traffic Sign Recognition— TSR
Intelligent Speed Limiter— ISL
Manual Speed Limiter - MSL



ISUZU reserves the right to change specification and equipment without notice. Details of specifications and equipment mentioned or shown in this brochure are also subject to change to meet government requirements and product development. Accessories and equipment shown in this brochure have been used for illustrative purpose only. Photos may included accessories. Please inquire at your local ISUZU distributor or dealer for more complete details on available models and their specification. Note: The colour in the photos included into this brochure, could be different from the original vehicle colour.